



**Jimny**  
SINCE  
1970





**BOOK**  
A TEST DRIVE

It's hard to know what you're born to do – to find that one thing that makes you feel completely free. Doing it makes you feel so great that time disappears. You feel you have purpose. You are born for it.

**THAT'S WHAT DRIVING  
THE NEW JIMNY  
FEELS LIKE.**



# THE HERITAGE OF THREE GENERATIONS

The satisfaction of driving a Jimny is nothing new. It has been in our DNA for 50 years. Each generation of the Jimny has added to this legacy. When it comes to 4x4ing, the new Jimny proves #GeneticsMatter. As for off-road performance and unique abilities, the new Jimny is born for it.

## #GENETICSMATTER



### LJ10

The first-generation Jimny was born in 1970. It was a three seater and the only mini car in the off-road vehicle segment. Its simple round headlamps and independent indicators have made a comeback in the brand new Jimny.



### SJ30

The second-generation Jimny was made for the global audience and came in bright red and yellow variations. Known for its stylish design, it was well received by both men and women.



### JB33

The third-generation Jimny came with smooth aerodynamic lines, more comfort and a longer wheelbase for greater stability and manoeuvrability. It's been popular for two decades and counting.





# Purpose in the making

Like its predecessors, the new Jimny remains a small, lightweight 4WD vehicle. Its unique dimensions mean the Jimny can manoeuvre where larger vehicles don't dare to go. Its light weight keeps it going strong over mud, through sand, and up steep slippery slopes where heavier vehicles tend to get stuck.

 **FIND**  
A DEALER NEAR YOU





# Practical on the outside

The new Jimny's body is built for off-road functionality in every detail. From the tough square form to the colour variations, there is no compromise inside or out.



## PRACTICAL DRIP RAIL

The drip rail will keep you dry when entering and exiting by helping to prevent water from dripping off the roof.

## BONNET CORNERS

The flat square bonnet is designed to keep front corners in view for better situational awareness when navigating uneven terrain.

## OPTIMISED BUMPERS

Angled bumper edges increase clearance at the wheels for climbing over obstacles. The moulded black material protects the body from rocks and scratches.

## LED HEADLAMPS WITH WASHERS

These iconic round headlamps show off the Jimny's heritage. Washers are standard for the LED headlamps on the GLX model, so you can keep going through dust & mud.





## FUNCTIONAL ON THE INSIDE

Designed for quick operation, even in harsh conditions, there is little to distract you inside the new Jimny. Materials are durable and easy to clean.



## DOWN-TO-EARTH DESIGN

Simple, straightforward and sensible – sounds familiar? Colours are minimal and every detail is crafted to support serious off-roading.

## ILLUMINATED METER CLUSTER

The meters are always illuminated for clear viewing whether the sun or the moon is shining.

## STEERING SYSTEM

The ball-screw steering system provides sufficient feedback yet minimises kickback, so that you can stay in touch with the terrain. The new Jimny also comes with a steering damper for improved on-road performance.

## 7" TOUCHSCREEN RADIO WITH SMARTPHONE INTEGRATION

The new Jimny GLX model comes with a 7-inch infrared touchscreen, voice command and an SD card slot. It works with various smartphone applications like Apple CarPlay, Android Auto and Mirrorlink.

## BLUETOOTH®-COMPATIBLE AUDIO SYSTEM FOR WIRELESS CONNECTIVITY\*

On the GL, the audio system is equipped with an AM/FM radio, USB socket, CD Player and Bluetooth® connectivity.

\*Bluetooth is a registered trademark of Bluetooth SIG, Inc.





## READY FOR ANYTHING

### PRACTICAL REAR STORAGE

Expand your rear storage area by folding the back seats. Flat across, the expanded space allows crosswise storage of wide items. Screw holes provide support for optional accessories like luggage bars and utility hooks. The GLX model comes with a rear power socket letting you power appliances and tools in the back. Cleaning is easy as the floor and seatbacks are covered in resin. Another great feature of the GLX is the versatile luggage area box for convenient storage in the back.

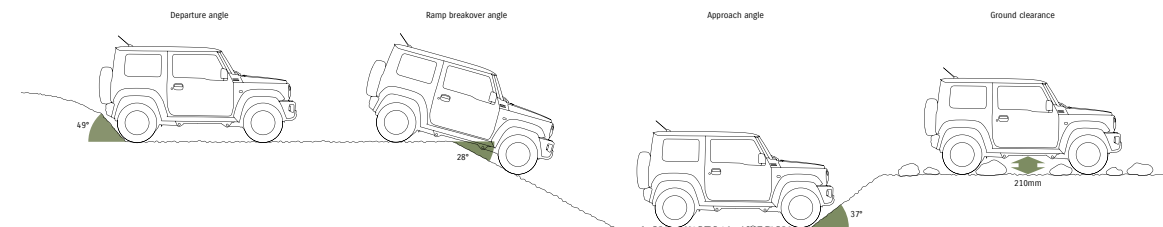
### HANDY FRONT SEAT STORAGE

Convenient pockets and trays keep your smartphone and gadgets within reach. Accessory sockets are close by to connect and power your devices, while the GL and GLX also boasts a USB socket. A large, easy to grip handle provides solid support for the front passenger when entering the vehicle.

# Off-road performance

THE NEW JIMNY IS BUILT ON **FOUR KEY FEATURES** THAT DEFINE SERIOUS OFF-ROADING

**ALLGRIP**  
PRO



## RIGID LADDER FRAME CHASSIS

From the very first generation, the Jimny has always featured a ladder frame chassis that offers a solid foundation for serious off-road performance.

## 3-LINK RIGID AXLE SUSPENSION WITH COIL SPRING

The new Jimny has full-width rigid axles in the front and rear to ensure superior grip on diverse surfaces. When an obstacle pushes one wheel up, the axle presses the other wheel down to increase tyre contact in rough road conditions.

## AMPLE BODY ANGLES AND CLEARANCE

The Jimny can climb over almost all obstacles and steep hills without scraping its bumpers or underbody, thanks to an ample approach angle, ramp breakover angle, departure angle, as well as plenty of ground clearance.

## 4WD WITH LOW RANGE TRANSFER GEAR

Part-time 4WD allows switching between 4WD, for optimal off-road performance, and 2WD for better fuel economy and cornering on paved roads. The 4WD low range transfer gear provides extra torque in the 4L mode for rough terrain.



# POWERED BY PURPOSE

## NEW 1.5L ENGINE

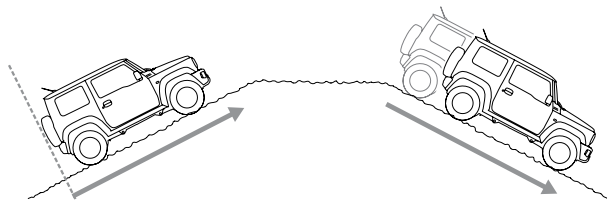
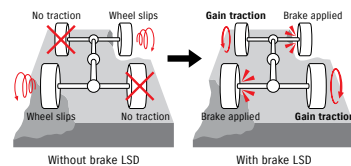
The new 1.5l engine generates strong torque over a wide rpm range for powerful off-road performance. Small and lightweight, it also delivers high fuel efficiency.

## BRAKE LSD TRACTION CONTROL

If two wheels diagonal from each other lose grip while you're travelling over slippery surfaces, this feature is designed to automatically brake the slipping wheels and redistribute torque to the other two wheels.

## HILL DESCENT CONTROL

Automatically apply the brakes with the push of a button to maintain a fixed descent speed while you concentrate on steering without using the brake pedal or clutch.





# Safety



## STEADY ON

The new Jimny comes with a range of protective advances to keep you safe out in the wild or in the city.

## HILL HOLD CONTROL

This feature helps prevent backward rolling even on bumpy and uneven hills, so you can focus on controlling the vehicle's acceleration.

## ESP

The Electronic Stability Programme detects and automatically adjusts wheel slippage to help the driver stay in control.

The new Jimny also comes with ABS with EBD, ISOFIX attachment points for child safety seats, side impact door beams, and dual airbags.



## MAJOR SPECIFICATIONS

Number of doors	3-door
Engine	Petrol, 1.5ℓ VVT
Drive system	Allgrip Pro

### DIMENSIONS

Overall length	Front bumper to rear bumper (mm)	3 480
	Front bumper to spare wheel (mm)	3 625
Overall width (mm)		1645
Overall height (mm)		1720
Wheelbase (mm)		2250
Tread	Front (mm)	1 395
	Rear (mm)	1 405
Minimum turning radius *1 (m)		4,9
Minimum ground clearance (mm)		210

### CAPACITIES

Seating capacity (persons)		4
Fuel tank capacity (litres)		40
Luggage capacity *1	Max volume (fixed rear seat) (litres)	830
	Rear seatback folded (VDA method) (litres)	377*
	Rear seatback raised (VDA method) (litres)	85*

### ENGINE

Type	K15B
Number of cylinders	4
Number of valves	16
Piston displacement (cm³)	1 462
Bore x stroke (mm)	74.0 x 85.0
Compression ratio	10,0
Maximum output (kW/r/min)	75/6 000
Maximum torque (Nm)	130/4 000
Fuel distribution	Multipoint injection

### TRANSMISSION

Type		5MT	4AT
Gear ratio	1 <sup>st</sup>	4,425	2,875
	2 <sup>nd</sup>	2,304	1,568
	3 <sup>rd</sup>	1,674	1,000
	4 <sup>th</sup>	1,190	0,697
	5 <sup>th</sup>	1,000	-
	Reverse	5,151	2,300
Final gear ratio		4,090	4,300

### CHASSIS

Steering		Recirculating ball
Brakes	Front	Solid disc
	Rear	Drum, leading and trailing
Suspension	Front	3-link rigid axle with coil spring
	Rear	3-link rigid axle with coil spring
Tyres		195/80R15

### WEIGHTS

Kerb weight (min./with full option) (kg)	1095	1110
Gross vehicle weight (kg)	1435	

### PERFORMANCE

Average fuel consumption (ℓ/100km)	6,3	6,8
------------------------------------	-----	-----



MAJOR EQUIPMENT

Transmission	5MT	5MT/4AT	5MT/4AT
Grade	GA	GL	GLX

CHASSIS

Tyres and wheels	195/80R15 + steel wheels	⌘	-	-
	195/80R15 + alloy wheels	-	⌘	⌘
Spare tyre and wheel	195/80R15 + steel wheel	⌘	-	-
	195/80R15 + alloy wheel	-	⌘	⌘

EXTERIOR

Drip rails		⌘	⌘	⌘
Front grille	Black colour	⌘	⌘	⌘
Wheel arch extensions	Material colour	⌘	⌘	⌘
Outside door handles	Body colour	-	-	⌘
Tailgate opener	Key-operated	⌘	-	-
	Centre door lock	-	⌘	⌘

VISIBILITY

Headlamps	Halogen multi-reflector	⌘	⌘	-
	LED projector	-	-	⌘
Headlamp levelling device	Auto	-	-	⌘
Automatic lamps		-	-	⌘
Lamp washer		-	-	⌘
Fog lamps	Front	-	⌘	⌘
Green tinted-windows	Front door windows	⌘	⌘	⌘
	Quarter & tailgate windows	⌘	⌘	⌘
UV-cut glass	Windscreen	⌘	⌘	⌘
Wipers	Front: 2 speeds (low, high) + intermittent + washer	⌘	⌘	⌘
	Rear: 1 speed + washer	⌘	⌘	⌘
Rear window demister		⌘	⌘	⌘
Outside door mirrors	Black (painted)	-	-	⌘
	Electrical adjust	-	⌘	⌘
Day/night rearview mirror	Manual dimming	⌘	⌘	⌘

STEERING AND INSTRUMENT PANEL

3-spoke steering wheel	Urethane	⌘	⌘	-
	Leather covered	-	-	⌘
	With audio controls	-	⌘	⌘
	With cruise control	-	-	⌘
	With hands-free phone control	-	⌘	⌘
	Tilt-adjust	⌘	⌘	⌘
Power steering		⌘	⌘	⌘
Tachometer		⌘	⌘	⌘
Lights-off and key reminder	Alarm	⌘	⌘	⌘
Door ajar reminder	Lamp	⌘	⌘	⌘
Driver's seatbelt reminder	Lamp + alarm	⌘	⌘	⌘
Low fuel warning	Lamp	⌘	⌘	⌘

DRIVING AMENITIES

Digital clock		⌘	⌘	⌘
Electric windows (front)	Driver's side (up/down auto)	-	⌘	⌘
	Passenger's side	-	⌘	⌘
Central door locking (incl. tailgate)	Switch on driver's side	-	⌘	⌘
Remote-control door locks	With hazard lamp	-	⌘	⌘
Air conditioner	Manual	⌘	⌘	-
	Automatic climate control	-	-	⌘
Heater		⌘	⌘	⌘
Pollen filter		⌘	⌘	⌘
Audio	Antenna (mounted at rear of roof)	⌘	⌘	⌘
	Speaker x 2	⌘	⌘	⌘
	Audioless (2 DIN Garnish w/o box)	⌘	-	-
	MP3/WMA compatible CD player + Bluetooth®*	-	⌘	-
	Smartphone linkage display audio + Bluetooth®*	-	-	⌘
Cruise control		-	-	⌘

INTERIOR

Cabin lights	Front cabin light (3-position)	⌘	⌘	⌘
	Rear cabin light (3-position)	-	-	⌘
Sun visor	Driver's side - with ticker holder & vanity mirror	-	-	⌘
	Passenger's side	⌘	⌘	⌘
	- with ticker holder & vanity mirror	-	-	⌘



Transmission	5MT	5MT/4AT	5MT/4AT
Grade	GA	GL	GLX

INTERIOR (CONTINUED)

Assist grips	Passenger's side	⌘	⌘	⌘
	Rear x 2	⌘	⌘	⌘
Cup holder	Centre console	⌘	⌘	⌘
Shift knob	Urethane	⌘	⌘	⌘
	With chrome	-	⌘ (MT)	⌘ (MT)
	With piano black	⌘	⌘ (AT)	⌘ (AT)
Parking brake release button	Black	⌘	-	-
	Chrome	-	⌘	⌘
12V interior accessory socket	Centre console x 1	⌘	⌘	⌘
	Luggage room x 1	-	-	⌘
USB port	Centre console x1	-	⌘	⌘
Remote fuel lid opener		⌘	⌘	⌘
Inside door handles	Chrome	-	⌘	⌘

SEATS

Front seats	Walk-in mechanism (passenger's side)	⌘	⌘	⌘
Rear seats	50:50-split single-folding	-	⌘	⌘
	Head restraints x 2	-	⌘	⌘
Seat upholstery material	Fabric	⌘	⌘	⌘

LUGGAGE AREA

Luggage Box (for flat floor)	-	-	⌘
------------------------------	---	---	---

SAFETY AND SECURITY

SRS front dual airbags		⌘	⌘	⌘
Seatbelts	Front: 3-point ELR seatbelts with pretensioners and force limiters	⌘	⌘	⌘
	Rear: 3-point ELR seatbelts x 2	⌘	⌘	⌘
ISOFIX child seat anchorages	Rear x 2	⌘	⌘	⌘
Pedal Release System	Brake + clutch	⌘	⌘	⌘
Side impact door beams		⌘	⌘	⌘

SAFETY AND SECURITY (CONTINUED)

ABS	⌘	⌘	⌘
ESP®**	⌘	⌘	⌘
Hill hold control	⌘	⌘	⌘
Hill descent control	⌘	⌘	⌘
Brake assist function	⌘	⌘	⌘
Shift lock/key interlock (AT)	-	⌘ (AT)	⌘ (AT)
High-mount stop lamp	⌘	⌘	⌘
Immobilizer	⌘	⌘	⌘

⌘ : Standard    - : Not Available

\* Bluetooth is a registered trademark of Bluetooth SIG, Inc.

\*\* ESP is a registered trademark of Daimler AG.





# Accessories

## EXTERIOR

- 1 | **Front grille**  
With Suzuki logo.  
**Part No. 9911C-78R00-ZSC**
- 2 | **Front bumper under garnish**  
Silver.  
**Part No. 99115-78R10-000**
- 3 | **Side under garnish, silver**  
Set for left and right hand side.  
**Part No. 99112-78R10-000**
- 4 | **Rain and wind deflector**  
For front windows (LHS and RHS).  
**Part No. 99120-78R10-000**
- 5 | **Door handle escatcheon**  
Carbon design (LHS and RHS).  
**Part No. 99126-78R00-000**
- 6 | **Door handle garnish**  
Chrome for RHS.  
**Part No. 82801-77G02-OPG**  
Chrome for LHS.  
**Part No. 82802-77G02-OPG**
- 7 | **Valve cap set “S” logo**  
Four-piece set, packed in two packs.  
**Part No. 990E0-19069-SET**
- 8 | **Wheel nut cover**  
Four-piece set, 19 mm wrench size.  
**Part No. 990E0-62R70-COV**



- 9 | **Door mirror cover**  
White - **Part No. 99122-78R00-26U**  
Silver - **Part No. 99122-78R00-Z2S**  
Chrome - **Part No. 99122-78R00-000**
- 10 | **Spare tyre cover, rigid**  
Stainless steel ring and black cover plate, suitable for 195/80R15 96S tyres.  
**Part No. 990E0-78R13-000**
- 11 | **Spare tyre cover, soft**  
Black with Suzuki logo in blue/red, suitable for standard tyre.  
**Part No. 99000-990YB-700**
- 12 | **Decal, Jimny**  
Decal with “ジムニー” (JIMNY in Japanese) for spare tyre cover.  
**Part No. 99230-78R00-005**
- 13 | **Decal, Yonku**  
Decal with “四駆” (4WD in Japanese) for spare tyre cover.  
**Part No. 99230-78R00-006**
- 14 | **Mud flap, red**  
WITH JIMNY LOGO, TWO-PIECE SET.  
Front - **Part No. 99118-78R00-RD1**  
Rear - **Part No. 99118-78R10-RD1**
- 15 | **Mud flap, black**  
WITH SUZUKI LOGO, TWO-PIECE SET.  
Front - **Part No. 99118-78R00-BK1**  
Rear - **Part No. 99118-78R10-BK1**
- 16 | **Side body moulding, black**  
Set for LHS and RHS.  
**Part No. 990E0-78R07-000**
- 17 | **Tow bar**  
**Part No. 9900L-78R00-TOW**
- 18 | **Front differential guard, aluminium**  
Protects the components of your vehicle's differential on rugged off-road trails.  
**Part No. 9912J-78R30-000**
- 19 | **Rear differential guard, aluminium**  
Protects the components of your vehicle's differential on rugged off-road trails.  
**Part No. 9912J-78R40-000**
- 20 | **Parking sensors, rear**  
Set of four paintable sensors and piezo buzzer.  
**Part No. 990E0-78R53-000**





# Accessories

## INTERIOR

- 1 |

**AT shift panel, RHD for AT**  
Hagane silver.  
**Part No. 9923D-78R10-001**  
Satin silver.  
**Part No. 9923D-78R10-002**
- 2 |

**Gear shift knob**  
A more functional and simple design for professional use and to express heritage. For manual transmission.  
**Part No. 28113-77R20-000**
- 3 |

**Air vents**  
Two-piece set. Hagane Silver.  
**Part No. 99233-78R00-QKJ**  
Satin Silver.  
**Part No. 99233-78R00-QMC**
- 4 |

**Cover, door inside handle**  
Black leather with yellow stitch.  
**Part No. 9914R-78R00-001**  
Brown leather with hagane silver stitch.  
**Part No. 9914R-78R00-002**
- 5 |

**Cover, assistant grip**  
Black leather with yellow stitch.  
**Part No. 9914R-78R10-001**  
Brown leather with hagane silver stitch.  
**Part No. 9914R-78R10-002**
- 6 |

**Foot illumination**  
Lights which illuminate the floor space of driver's & passenger's seat. Will illuminate white when opening the door.  
**Part No. 99213-78R00-000**



- 7 |

**Glove box illumination**  
**Part No. 99213-78R10-000**
- 8 |

**Door lamp**  
**Part No. 99213-78R80-000**
- 9 |

**Speaker, 13cm**  
With the application of front and rear side speakers (frequency band from 33Hz to 24KHz), better sound quality can be assured compared to that of the standard speaker system. Richer bass sound and clearer high frequency sound can be provided in car cabin.  
**Part No. 99000-79BJ0-000**
- 10 |

**Speaker bracket**  
FR  
**Part No. 99197-78R00-000**  
RR  
**Part No. 99197-77R00-000**
- 11 |

**Rubber floor mat set, RHD**  
With Jimny logo.  
MT - **Part No. 75901-77R60-000**  
AT - **Part No. 75901-77R70-000**
- 12 |

**Smoker's kit**  
Including cigarette lighter and ashtray.  
**Part No. 990E0-68P00-SMK**
- 13 |

**Rear gate net**  
**Part No. 99152-77R10-000**
- 14 |

**Tie down belt**  
**Part No. 99000-99096-51R**
- 15 |

**Luggage net**  
Only in conjunction with utility colouring hook.  
**Part No. 99152-78R00-000**
- 16 |

**Rear quarter box**  
Two-piece set.  
**Part No. 9915C-78R00-000**
- 17 |

**Sun shade set**  
Black, three-piece set for rear windows.  
**Part No. 990E0-78R20-000**
- 18 |

**Loading edge protection**  
Brushed aluminium checkered plate design, made of durable thermoplastic. Protects your bumper from scratches when loading and unloading.  
**Part No. 990E0-78R52-000**





- 19 | **Cargo partition grid**  
Black powder coated steel, for separating the cabin from the boot when rear seats are folded.

**Part No. 990E0-78R48-000**

- 20 | **Cargo partition grid (lengthwise)**  
For dividing the boot into two sections, steel, only in combination with cargo partition grid.

**Part No. 990E0-78R48-000**

**Part No. 990E0-78R48-001**

- 21 | **Utility colouring hook**

Two-piece set.

Green - **Part No. 99160-78R00-002**

Yellow - **Part No. 99160-78R00-004**

Blue - **Part No. 99160-78R00-003**

Clear - **Part No. 99160-78R00-001**

- 22 | **Cargo tray, large**

Tray-shaped, waterproof, for folded rear seats. Dimensions: 130.5 x 86.5 x 25.5cm.

Not applicable to GA model. Requires upper luggage floor board installation.

**Part No. 990E0-78R30-001**

- 23 | **Trunk mat tray**

Rubber with checkered plate design and Jimny logo. Not applicable to GA model. Requires upper luggage floor board installation.

**Part No. 990E0-78R30-002**

- 24 | **Upper luggage floor board**

Applicable for GA model only.

**Part No. 75401-77R00-000**

- 25 | **Flexible trunk liner**

Covers boot floor when rear seats are folded and partition grid is installed.

**Part No. 990E0-78R48-003**

- 26 | **Cargo tray, small**

Tray-shaped, waterproof.

Dimensions: 94.5 x 24.5 x 14cm.

**Part No. 990E0-78R30-000**

- 27 | **Hook luggage floor**

Maximum load: 5.0kg. Four-piece set.

**Part No. 9915F-78R00-000**

- 28 | **Camera assy back**

For SLDA only.

**99195-78RA0-000**



24



25



26



1



2



3



4



5



19



20



21



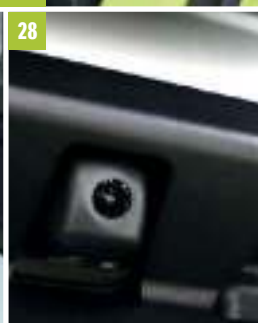
22



23



24



25



26



27

## TRANSPORT & USEFUL ITEMS

- 1 | **Multi roof rack**

Own weight: 6.3 kg.

Dimensions: 70 x 144.4 x 18.3cm

**Part No. 78901-78R10-000**

- 2 | **Ski/snowboard carrier**

Own weight: 3.5kg

Dimensions: 6.3cm x 78.9cm x 12.7cm

**Part No. 99178-78R00-000**

- 3 | **Roof basket**

Own weight: 8kg

Dimensions: 105.2cm x 75cm x 10cm

**Part No. 99177-78R00-000**

- 4 | **Surfboard carrier**

Base pads and belts for one surfboard

Own weight: 0.8kg

**Part No. 99179-78R00-000**

- 5 | **Bicycle Carrier**

Own weight: 3.2kg

Dimensions: 21.4cm x 149.5cm x 8.6cm

**Part No. 9917B-78R00-000**

- 6 | **Suzuki walkstool**

Black polyester seat with 3 extendable aluminium legs, seat height: 30cm - 50cm, max load: 150kg.

**Part No. 990F0-JYWAK-000**

- 7 | **Attachable tent**

Manufactured in collaboration with Japanese company OGAWA (est. 1914).

Durable polyester fabric, strong aluminium poles, ventilation flap, fits perfectly the boot storage compartment solutions. Dimensions: 250cm x 250cm x 220cm, packaging size 58cm x 12cm x 12cm, weight 2.5kg.

**Part No. 99243-78R01-000**







# EXTERIOR COLOUR OPTIONS



Kinetic Yellow & Bluish Black Pearl 3 (DG5)



Chiffon Ivory Metallic & Bluish Black Pearl 3 (2BW)



Brisk Blue Metallic & Bluish Black Pearl 3 (CZW)



Jungle Green (ZZC)



Bluish Black Pearl 3 (ZJ3)



Silky Silver Metallic (Z2S)




Medium Grey (ZVL)



White (26U)

# SEAT UPHOLSTERY



GA and GLX interior

# WHEELS



GA wheel



GLX wheel



# SUZUKI COMPLETE

Suzuki understands that purchasing a new vehicle is a substantial investment. Our unwavering commitment to customer satisfaction is represented in our ‘Suzuki Complete’ package, which includes every aspect of after-sales support, with warranty, service plan, and roadside assistance standard.

## Warranty

All Suzuki models are covered by a promotional comprehensive manufacturer’s warranty against any defects for a period of 5-year/200 000km. This is supported by a six-year body corrosion warranty subject to terms and conditions. The comprehensive manufacturer’s warranty is strictly reserved to new passenger cars purchased at Suzuki dealerships nationwide.

## Service Plan

The Suzuki Jimny benefits from a 2-year/30 000km service plan on the GA and a 4-year/60 000km service plan on the GLX. This plan includes the replacement of oil, the oil filter, fuel filter, brake fluid, air filter and accessory belts, but excludes tyres, brakes and other wear-and-tear items.

## Service Intervals

15 000km or one year, whichever comes first.

## Roadside Assistance

Every new Jimny comes with a roadside assistance plan. Some of the benefits offered by this comprehensive package include: battery and locksmith call-out services, mechanical and electrical, breakdown towing (accident towing is optional), emergency medical rescue, vehicle repatriation and a stand-by-you roadside security armed-response service.



All care is taken to ensure the accuracy of this brochure at the time of print approval. Specifications, features, prices and model availability may vary from those specified and may change without notice. Always consult your authorised Suzuki Dealer or refer to [www.SuzukiAuto.co.za](http://www.SuzukiAuto.co.za) for the latest details on all models. SUZUKI AUTO South Africa (PTY) Ltd will not be held liable for any loss as a result of reliance on the content of this brochure, whether in negligence or otherwise. Vehicles are shown for illustrative purposes only and may not depict exact specifications. Published April 2022.

**Part number 9900L-78R02-BRO**



**SUZUKI AUTO SOUTH AFRICA (PTY) LTD** | Tel: 0861 511 111  
No.52 Saturn Crescent, Linbro Business Park, Frankenwald, Marlboro, Sandton  
[www.SuzukiAuto.co.za](http://www.SuzukiAuto.co.za)

